

KLB-16WC

KLB-16W is a high bright InGaN white LED whitout using phorsphor.

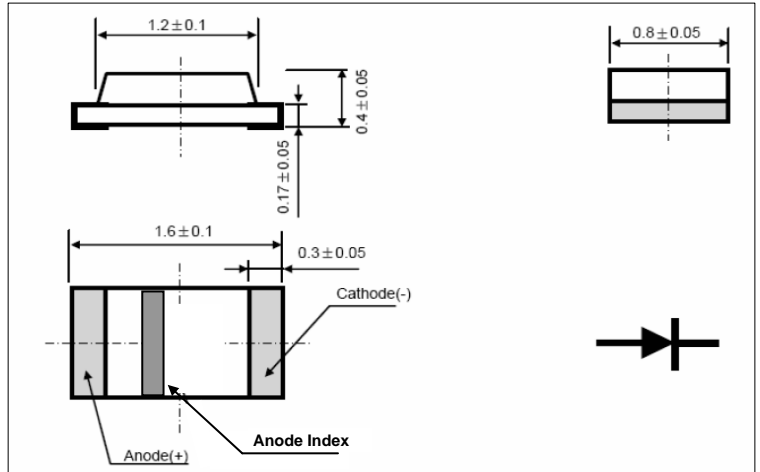
Features

- Ultra Wide Viewing Angle
- Very Thin Small SMD Package
- Single Chip White LED without Phospor

Applications

- Display
- Indicator
- Key Pad Back Light

DIMENSIONS



Maximum Ratings

[Ta=25°C]

Parameter	Symbol	Ratings	Unit
Reverse Voltage	V_R	5	V
Forward current	I_F	25	mA
Pulse forward current *1	I_{FP}	60	mA
Power dissipation	P_D	65	mW
Operating temperature	$T_{opr.}$	-30 ~ +85	°C
Storage temperature	$T_{stg.}$	-40 ~ +105	°C
Soldering Temperature *2	$T_{sol.}$	260	°C

*1. I_{FP} Measured under duty $\leq 1/10$ @ 1KHz

*2. Soldering time ≤ 5 Sec

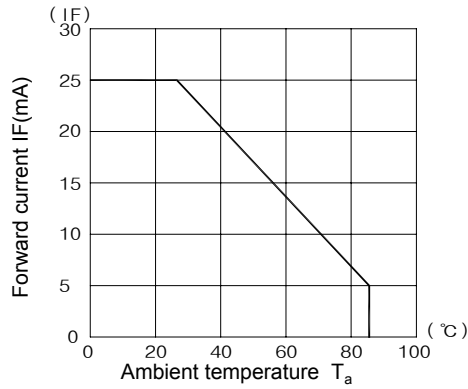
Electro-Optical Characteristics

[Ta=25°C]

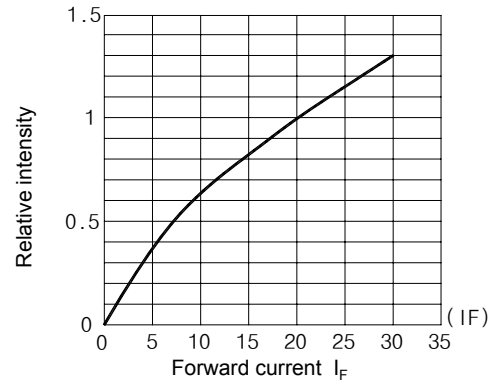
Parameter	Symbol	Conditions	Typical Values					Unit
			KLB-16W	KLB-16W	KLB-16W	KLB-16W	KLB-16W	
Forward voltage	V_F	$I_F = 5$ mA	2.9	2.9	2.9	2.9	2.9	V
		$I_F = 20$ mA	3.3	3.3	3.3	3.3	3.3	V
Luminous Intensity	lv	$I_F = 5$ mA	70	75	70	70	90	mcd
		$I_F = 20$ mA	230	240	230	230	280	
Color Coordinate	x	$I_F = 5$ mA	0.33	0.35	0.36	0.41	0.42	-
	y		0.35	0.38	0.36	0.39	0.42	
	x	$I_F = 20$ mA	0.28	0.29	0.29	0.31	0.32	
	y		0.33	0.34	0.32	0.35	0.37	
Half angle	$\Delta\theta$	$I_F = 20$ mA	160	160	160	160	160	deg.

KLB-16WC

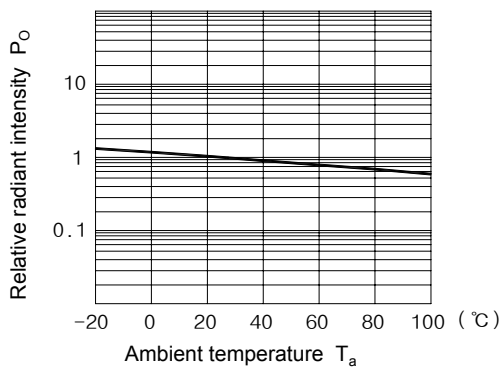
Forward current vs. Ambient temperature



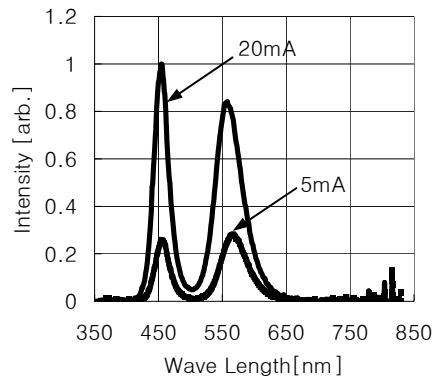
Radiant Intensity vs. Forward current



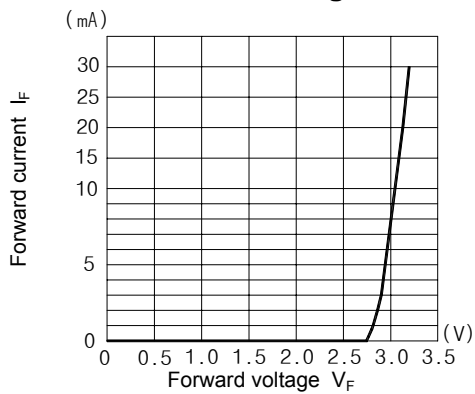
Relative radiant intensity vs. Ambient temperature



Relative intensity vs. Wavelength



Forward current vs. Forward voltage



Radiant Pattern

